

## Threaded Nut



DIN EN 560  
(left handed thread marked)

- \* only for STP13/09
- \*\* only to use with Male x Male Nipples marked

| Connection A     | HEX mm | L mm | Version | Part Number |
|------------------|--------|------|---------|-------------|
| G 1/8 right      | 12     | 11   | Brass   | UR10        |
| G 1/4 right      | 17     | 15,5 | Brass   | UR13        |
| G 3/8 right      | 19     | 16,5 | Brass   | UR17        |
| G 1/4 r. f. 9 mm | 17     | 15,5 | Brass   | UR13/9 *    |
| G 1/2 right      | 24     | 20,5 | Brass   | UR21        |
| G 1/4 left       | 17     | 15,5 | Brass   | UL13        |
| G 3/8 left       | 19     | 16,5 | Brass   | UL17 **     |
| G 1/2 left       | 24     | 20,5 | Brass   | UL21        |
|                  |        |      |         |             |

## Hose Tail, short



- \* UR13/9 required

| Connection A    | HEX mm | L mm | Version | Part Number |
|-----------------|--------|------|---------|-------------|
| 4 mm for G 1/4  |        | 30,5 | Brass   | STP13/04    |
| 6 mm for G 1/4  |        | 35,5 | Brass   | STP13/06    |
| 9 mm for G 1/4  |        | 35,5 | Brass   | STP13/09 *  |
| 6 mm for G 3/8  |        | 36   | Brass   | STP17/06    |
| 9 mm for G 3/8  |        | 36   | Brass   | STP17/09    |
| 9 mm for G 1/2  |        | 38   | Brass   | STP21/09    |
| 13 mm for G 1/2 |        | 44   | Brass   | STP21/13    |

## Hose Tail, long




DIN EN 560

| Connection A   | HEX mm | L mm | Version | Part Number |
|----------------|--------|------|---------|-------------|
| 4 mm for G 1/4 |        | 47   | Brass   | STD13/04    |
| 6 mm for G 1/4 |        | 47   | Brass   | STD13/06    |
| 4 mm for G 3/8 |        | 47,5 | Brass   | STD17/04    |
| 6 mm for G 3/8 |        | 47,5 | Brass   | STD17/06    |
| 9 mm for G 3/8 |        | 47,5 | Brass   | STD17/09    |
|                |        |      |         |             |


## Hose Tail Barb

| Connection A   | HEX mm | L mm | Version    | Part Number |
|----------------|--------|------|------------|-------------|
| M 5, 3 mm      | 7      | 15,5 | Brass      | GT05/03     |
| M 5, 4 mm      | 7      | 15,5 | Brass      | GT05/04     |
| M 6, 4 mm      | 8      | 23   | Brass      | GT06/04     |
| G 1/8, 4 mm *  | 14     | 28   | Brass      | GT10/04     |
| G 1/8, 6 mm *  | 14     | 33   | Brass      | GT10/06     |
| G 1/8, 6 mm *  | 14     | 33   | AISI 303   | GT10/06R    |
| G 1/8, 6 mm *  | 14     | 33   | AISI 316 L | GT10/06E    |
| G 1/8, 8 mm *  | 14     | 33   | Brass      | GT10/08     |
| G 1/8, 9 mm *  | 14     | 33   | Brass      | GT10/09     |
| G 1/4, 4 mm *  | 17     | 29,5 | Brass      | GT13/04     |
| G 1/4, 6 mm *  | 17     | 34,5 | Brass      | GT13/06     |
| G 1/4, 8 mm *  | 17     | 34,5 | Brass      | GT13/08     |
| G 1/4, 9 mm *  | 17     | 34,5 | Brass      | GT13/09     |
| G 1/4, 9 mm *  | 17     | 34,5 | AISI 303   | GT13/09R    |
| G 1/4, 13 mm * | 17     | 41,5 | Brass      | GT13/13     |
| G 3/8, 6 mm *  | 19     | 36   | Brass      | GT17/06     |
| G 3/8, 8 mm *  | 19     | 36   | Brass      | GT17/08     |
| G 3/8, 9 mm *  | 19     | 36   | Brass      | GT17/09     |
| G 3/8, 9 mm *  | 19     | 36   | AISI 303   | GT17/09R    |
| G 3/8, 13 mm * | 19     | 42   | Brass      | GT17/13     |
| G 1/2, 6 mm *  | 24     | 39   | Brass      | GT21/06     |
| G 1/2, 9 mm *  | 24     | 39   | Brass      | GT21/09     |
| G 1/2, 13 mm * | 24     | 45   | Brass      | GT21/13     |
| G 1/2, 13 mm * | 24     | 45   | AISI 303   | GT21/13R    |
| G 3/4, 13 mm * | 32     | 48,5 | Brass      | GT26/13     |
| G 3/4, 16 mm * | 32     | 56,5 | Brass      | GT26/16     |
| G 3/4, 19 mm * | 32     | 56,5 | Brass      | GT26/19     |
| G 1, 25 mm *   | 36     | 67,5 | Brass      | GT33/25     |



with Male Thread  
(\* inner cone 45°)

## Hose Tail Barb



with Female Thread

|  | Connection A | HEX mm | L mm | Version | Part Number |
|--|--------------|--------|------|---------|-------------|
|  | G 1/8, 6 mm  | 12     | 31   | Brass   | GI10/06     |
|  | G 1/8, 8 mm  | 12     | 31   | Brass   | GI10/08     |
|  | G 1/4, 6 mm  | 17     | 33   | Brass   | GI13/06     |
|  | G 1/4, 8 mm  | 17     | 33   | Brass   | GI13/08     |
|  | G 1/4, 9 mm  | 17     | 33   | Brass   | GI13/09     |
|  | G 1/4, 13 mm | 17     | 39   | Brass   | GI13/13     |
|  | G 3/8, 6 mm  | 19     | 33   | Brass   | GI17/06     |
|  | G 3/8, 8 mm  | 19     | 33   | Brass   | GI17/08     |
|  | G 3/8, 9 mm  | 19     | 33   | Brass   | GI17/09     |
|  | G 3/8, 13 mm | 19     | 40   | Brass   | GI17/13     |
|  | G 1/2, 6 mm  | 24     | 36   | Brass   | GI21/06     |
|  | G 1/2, 8 mm  | 24     | 36   | Brass   | GI21/08     |
|  | G 1/2, 9 mm  | 24     | 36   | Brass   | GI21/09     |
|  | G 1/2, 13 mm | 24     | 43   | Brass   | GI21/13     |

## Hose Repairer



\* DIN EN 560  
\*\* for Hard Hoses

|  | Connection A | HEX mm | L mm | Version | Part Number |
|--|--------------|--------|------|---------|-------------|
|  | 4 mm         |        | 50   | Brass   | DS04/04P ** |
|  | 6 mm         |        | 72   | Brass   | DS06/06 *   |
|  | 8 mm         |        | 72   | Brass   | DS08/08 *   |
|  | 9 mm         |        | 72   | Brass   | DS09/09 *   |
|  | 13 mm        |        | 74   | Brass   | DS13/13     |

## Hose Repairer, short



|  | Connection A | HEX mm | L mm | Version | Part Number |
|--|--------------|--------|------|---------|-------------|
|  | 4 mm         |        | 19   | Brass   | DK04/04     |
|  | 6 mm         |        | 19   | Brass   | DK06/06     |

## Male x Male Nipple

| Connection A          | HEX mm | L mm | Version  | Part Number |
|-----------------------|--------|------|----------|-------------|
| G 1/8 x G 1/8 *       | 14     | 19   | Brass    | DN10/10     |
| R 1/8 x R 1/8 con.    | 12     | 21   | Brass    | DN10/10K    |
| G 1/8 x G 1/4 *       | 17     | 19,5 | Brass    | DN10/13     |
| G 1/8 x G 3/8 **      | 19     | 21   | Brass    | DN10/17     |
| G 1/4 x G 1/4 *       | 17     | 22   | Brass    | DN13/13     |
| G 1/4 x G 1/4 *       | 17     | 22   | AISI 303 | DN13/13R    |
| R 1/4 x R 1/4 con.    | 14     | 30   | Brass    | DN13/13K    |
| G 1/4 x G 3/8 **      | 19     | 22,5 | Brass    | DN13/17     |
| G 1/4 x G 3/8 **      | 19     | 22,5 | AISI 303 | DN13/17R    |
| G 1/4 x G 3/8 ext. ** | 19     | 24,5 | Brass    | DN13/17V    |
| G 1/4 x G 1/2 *       | 24     | 25,5 | Brass    | DN13/21     |
| G 3/8 x G 3/8 **      | 19     | 23   | Brass    | DN17/17     |
| G 3/8 x G 3/8 **      | 19     | 23   | AISI 303 | DN17/17R    |
| G 3/8 x G 3/8 ext. ** | 19     | 27   | Brass    | DN17/17V    |
| R 3/8 x R 3/8 con.    | 17     | 30   | Brass    | DN17/17K    |
| G 3/8 x G 1/2 **      | 24     | 26   | Brass    | DN17/21     |
| G 3/8 x G 1/2 **      | 24     | 26   | AISI 303 | DN17/21R    |
| G 3/8 x G 3/4 **      | 32     | 29,5 | Brass    | DN17/26     |
| G 1/2 x G 1/2 *       | 24     | 28   | Brass    | DN21/21     |
| G 1/2 x G 1/2 *       | 24     | 28   | AISI 303 | DN21/21R    |
| R 1/2 x R 1/2 con.    | 22     | 34   | Brass    | DN21/21K    |
| G 1/2 x G 3/4 *       | 32     | 31,5 | Brass    | DN21/26     |
| G 1/2 x G 1 *         | 36     | 36,5 | Brass    | DN21/33     |
| G 3/4 x G 3/4 *       | 32     | 33   | Brass    | DN26/26     |
| G 3/4 x G 1 *         | 36     | 34   | Brass    | DN26/33     |
| G 1 x G 1 *           | 36     | 37   | Brass    | DN33/33     |




\* Inner Cone 45°


\*\* Inner Cone 45°, useable only together with Threaded Nut UR17S

## Male x Male Nipple adjustable


| Connection A  | HEX mm | L mm | Version | Part Number |
|---------------|--------|------|---------|-------------|
| R 1/8 x R 1/8 | 15     | 27   | Brass   | LD10/10K    |
| R 1/4 x R 1/4 | 19     | 34   | Brass   | LD13/13K    |
| R 3/8 x R 3/8 | 22     | 37   | Brass   | LD17/17K    |
| R 1/2 x R 1/2 | 27     | 44,5 | Brass   | LD21/21K    |
| R 3/4 x R 3/4 | 36     | 53   | Brass   | LD26/26K    |
| R 1 x R 1     | 46     | 64   | Brass   | LD33/33K    |



## Reducing Bush, short


|   | Connection A        | HEX mm | L mm | Version  | Part Number |
|---|---------------------|--------|------|----------|-------------|
|  | M 5 i. x G 1/8 o.   | 14     | 11   | Brass    | RK05/10     |
|   | M 5 i. x G 1/4 o.   | 17     | 12,5 | Brass    | RK05/13     |
|   | G 1/8 i. x G 1/4 o. | 17     | 12,5 | Brass    | RK10/13     |
|   | G 1/8 i. x G 3/8 o. | 19     | 13   | Brass    | RK10/17     |
|   | G 1/8 i. x G 1/2 o. | 24     | 17   | Brass    | RK10/21     |
|   | G 1/4 i. x G 3/8 o. | 19     | 14   | Brass    | RK13/17     |
|   | G 1/4 i. x G 3/8 o. | 19     | 14   | AISI 303 | RK13/17R    |
|   | G 1/4 i. x G 1/2 o. | 24     | 17   | Brass    | RK13/21     |
|   | G 3/8 i. x G 1/2 o. | 24     | 17   | Brass    | RK17/21     |
|   | G 3/8 i. x G 1/2 o. | 24     | 17   | AISI 303 | RK17/21R    |
|   | G 3/8 i. x G 3/4 o. | 32     | 18   | Brass    | RK17/26     |
|   | G 1/2 i. x G 3/4 o. | 32     | 20,5 | Brass    | RK21/26     |
|   | G 1/2 i. x G 1 o.   | 36     | 21,5 | Brass    | RK21/33     |
|   | G 3/4 i. x G 1 o.   | 36     | 21,5 | Brass    | RK26/33     |

## Reducing Bush, long


|   | Connection A          | HEX mm | L mm | Version | Part Number |
|---|-----------------------|--------|------|---------|-------------|
|  | M 5 o. x M 5 i.       | 8      | 15   | Brass   | RL05/05     |
|   | M 5 o. x G 1/8 i.     | 14     | 17   | Brass   | RL05/10     |
|   | G 1/8 o. x G 1/8 i. * | 14     | 23   | Brass   | RL10/10     |
|   | G 1/8 o. x G 1/4 i. * | 17     | 26   | Brass   | RL10/13     |
|   | G 1/4 o. x G 1/8 i. * | 17     | 26   | Brass   | RL13/10     |
|   | G 1/4 o. x G 1/4 i. * | 17     | 28   | Brass   | RL13/13     |
|   | G 1/4 o. x G 3/8 i. * | 19     | 29   | Brass   | RL13/17     |
|   | G 3/8 o. x G 1/4 i. * | 19     | 29   | Brass   | RL17/13     |
|   | G 3/8 o. x G 3/8 i. * | 19     | 29   | Brass   | RL17/17     |
|   | G 3/8 o. x G 1/2 i. * | 24     | 32   | Brass   | RL17/21     |
|   | G 1/2 o. x G 3/8 i. * | 24     | 34   | Brass   | RL21/17     |
|   | G 1/2 o. x G 1/2 i. * | 24     | 34   | Brass   | RL21/21     |
|   | G 1/2 o. x G 3/4 i. * | 32     | 31   | Brass   | RL21/26     |

\* Inner Cone 45°


## Female x Female Socket

|   | Connection A | HEX mm | L mm | Version | Part Number |
|---|--------------|--------|------|---------|-------------|
|  | M 5          | 8      | 12   | Brass   | MU05        |
|   | G 1/8        | 14     | 22   | Brass   | MU10        |
|   | G 1/4        | 17     | 26   | Brass   | MU13        |
|   | G 3/8        | 22     | 26   | Brass   | MU17        |
|   | G 1/2        | 27     | 30   | Brass   | MU21        |
|   | G 3/4        | 32     | 36   | Brass   | MU26        |
|   | G 1          | 41     | 40   | Brass   | MU33        |


## 90° Elbow

|   | Connection A | HEX mm | L mm | Version | Part Number |
|---|--------------|--------|------|---------|-------------|
|  | G 1/8        |        | 16   | Brass   | WS10        |
|   | G 1/4        |        | 22   | Brass   | WS13        |
|   | G 3/8        |        | 27   | Brass   | WS17        |
|   |              |        |      |         |             |

## Bulkhead Lock Nut

|   | Connection A | HEX mm | L mm | Version | Part Number |
|---|--------------|--------|------|---------|-------------|
|  | G 1/8        | 15     |      | Brass   | KM10W       |
|   | G 1/4        | 17     |      | Brass   | KM13W       |
|   | G 3/8        | 22     |      | Brass   | KM17W       |
|   | G 1/2        | 27     |      | Brass   | KM21W       |
|   | G 3/4        | 30     |      | Brass   | KM26W       |

## Blanking Plug

|   | Connection A    | HEX mm | L mm | Version | Part Number |
|---|-----------------|--------|------|---------|-------------|
| <br>Socket Pipe<br>(DIN 908) | M 5 (head pipe) | 8      | 8    | Brass   | VZ05        |
|   | G 1/8           | 5      | 11   | Brass   | VZ10        |
|   | G 1/4           | 6      | 15   | Brass   | VZ13        |
|   | G 3/8           | 8      | 15   | Brass   | VZ17        |
|   | G 1/2           | 10     | 18   | Brass   | VZ21        |
|   | G 3/4           | 12     | 20   | Brass   | VZ26        |

## Blanking Plug



Tapered, with Socket Pipe  
(DIN 906)

|  | Connection<br>A | HEX<br>mm | L<br>mm | Version | Part Number |
|--|-----------------|-----------|---------|---------|-------------|
|  | R 1/8           | 5         |         | Brass   | VK10        |
|  | R 1/4           | 7         |         | Brass   | VK13        |
|  | R 3/8           | 8         |         | Brass   | VK17        |
|  |                 |           |         |         |             |

## Washer, PVC



|  | Connection<br>A | HEX<br>mm | L<br>mm | Version | Part Number |
|--|-----------------|-----------|---------|---------|-------------|
|  | for M 5         |           |         |         | PD05        |
|  | for G 1/8       |           |         |         | PD10        |
|  | for G 1/4       |           |         |         | PD13        |
|  | for G 3/8       |           |         |         | PD17        |
|  | for G 1/2       |           |         |         | PD21        |
|  | for G 3/4       |           |         |         | PD26        |

## Washer, Fiber




|  | Connection<br>A | HEX<br>mm | L<br>mm | Version | Part Number |
|--|-----------------|-----------|---------|---------|-------------|
|  | for M 5         |           |         |         | FD05        |
|  | for G 1/8       |           |         |         | FD10        |
|  | for G 1/4       |           |         |         | FD13        |
|  | for G 3/8       |           |         |         | FD17        |
|  | for G 1/2       |           |         |         | FD21        |
|  | for G 3/4       |           |         |         | FD26        |

## Washer, Aluminium




|  | Connection<br>A | HEX<br>mm | L<br>mm | Version | Part Number |
|--|-----------------|-----------|---------|---------|-------------|
|  | for G 1/8       |           |         |         | AD10        |
|  | for G 1/4       |           |         |         | AD13        |
|  | for G 3/8       |           |         |         | AD17        |
|  | for G 1/2       |           |         |         | AD21        |
|  | for G 3/4       |           |         |         | AD26        |


## Female Stud Fitting

|   | Connection A    | HEX mm | L mm | Version | Part Number |
|---|-----------------|--------|------|---------|-------------|
|  | G 1/8, 4 x 6 mm | 14     | 23   | Brass   | MV10/06     |
|   | G 1/4, 4 x 6 mm | 17     | 25   | Brass   | MV13/06     |
|   | G 1/4, 6 x 8 mm | 17     | 25   | Brass   | MV13/08     |
|   |                 |        |      |         |             |

## Swivelling Spring Guard


|   | Connection A        | HEX mm | L mm | Version | Part Number |
|---|---------------------|--------|------|---------|-------------|
|  | R 1/8, 3,1 x 4,7 mm | 11     |      | Brass   | DV10/05     |
|   | R 1/4, 4,8 x 6,3 mm | 14     |      | Brass   | DV13/06     |
|   | R 1/4, 6,3 x 7,9 mm | 14     |      | Brass   | DV13/08     |
|   | R 1/4, 7,9 x 9,5 mm | 15     |      | Brass   | DV13/10     |
|   |                     |        |      |         |             |

## Hose Tail Elbow, Swivelling


|   | Connection A    | HEX mm | L mm | Version | Part Number |
|---|-----------------|--------|------|---------|-------------|
|  | M 5, f. LW 3 mm | 8      | 18,5 | Brass   | WT05/03     |
|   | M 5, f. LW 4 mm | 8      | 18,5 | Brass   | WT05/04     |
|   |                 |        |      |         |             |



## Stud Fitting

|   | Connection A     | HEX mm | L mm | Version  | Part Number |
|---|------------------|--------|------|----------|-------------|
|  | M 5, 3 x 5 mm    | 7      | 20   | Brass    | EV05/05     |
|   | M 5, 3 x 5 mm    | 7      | 20   | AISI 303 | EV05/05R    |
|   | M 5, 4 x 6 mm    | 8      | 21   | Brass    | EV05/06     |
|   | M 5, 4 x 6 mm    | 8      | 21   | AISI 303 | EV05/06R    |
|   | G 1/8, 4 x 6 mm  | 12     | 25   | Brass    | EV10/06     |
|   | G 1/8, 4 x 6 mm  | 12     | 25   | AISI 303 | EV10/06R    |
|   | G 1/8, 6 x 8 mm  | 14     | 24   | Brass    | EV10/08     |
|   | G 1/8, 6 x 8 mm  | 14     | 24   | AISI 303 | EV10/08R    |
|   | G 1/4, 4 x 6 mm  | 17     | 26   | Brass    | EV13/06     |
|   | G 1/4, 6 x 8 mm  | 17     | 26   | Brass    | EV13/08     |
|   | G 1/4, 8 x 10 mm | 17     | 31   | Brass    | EV13/10     |
|   | G 1/4, 9 x 12 mm | 17     | 31   | Brass    | EV13/12     |


## Fixed Spring Guard

|   | Connection A       | HEX mm | L mm | Version | Part Number |
|---|--------------------|--------|------|---------|-------------|
|  | G 1/8, 4 x 6 mm    | 12     | 103  | Brass   | SV10/06     |
|   | G 1/8, 6 x 8 mm    | 12     | 106  | Brass   | SV10/08     |
|   | G 1/4, 4 x 6 mm    | 17     | 103  | Brass   | SV13/06     |
|   | G 1/4, 6 x 8 mm    | 17     | 106  | Brass   | SV13/08     |
|   | G 1/4, 8 x 10 mm   | 17     | 119  | Brass   | SV13/10     |
|   | G 1/4, 9 x 12 mm   | 17     | 123  | Brass   | SV13/12     |
|   | G 3/8, 9 x 12 mm * | 19     | 123  | Brass   | SV17/12     |

with Spring Guard


\* Inner Cone 45°

## Male Stud Elbow


|   | Connection A    | HEX mm | L mm | Version | Part Number |
|---|-----------------|--------|------|---------|-------------|
|  | R 1/8, 4 x 6 mm | 12     |      | Brass   | WE10/06     |
|   | R 1/4, 4 x 6 mm | 12     |      | Brass   | WE13/06     |
|   | R 1/4, 6 x 8 mm | 14     |      | Brass   | WE13/08     |
|   |                 |        |      |         |             |

Tapered Thread


## Spring Guard

|   | Connection A        | HEX mm | L mm | Version | Part Number |
|---|---------------------|--------|------|---------|-------------|
|  <p>completely with Tube Nut</p> | (M 10 x 1) 4 x 6 mm | 12     | 94   | Brass   | KN06        |
|   | (M 12 x 1) 6 x 8 mm | 14     | 97   | Brass   | KN08        |
|   |                     |        |      |         |             |


## Tube Nut

|  | Connection A         | HEX mm | L mm | Version | Part Number |
|--|----------------------|--------|------|---------|-------------|
|  <p>for Plastic Hoses</p> | (M 7 x 0,5) 3 x 4 mm |        | 8,5  | Brass   | SM04        |
|  | (M 10 x 1) 4 x 6 mm  | 12     | 11   | Brass   | SM06        |
|  | (M 12 x 1) 6 x 8 mm  | 14     | 11   | Brass   | SM08        |



## Female Tee

|   | Connection A | HEX mm | L mm | Version | Part Number |
|---|--------------|--------|------|---------|-------------|
|  | G 1/8        |        | 34   | Brass   | TI10        |
|   | G 1/4        |        | 38,5 | Brass   | TI13        |
|   | G 3/8        |        | 44   | Brass   | TI17        |
|   | G 1/2        |        | 44   | Brass   | TI21        |
|   | G 3/4        |        | 50   | Brass   | TI26        |



## Male Elbow

|  | Connection A | HEX mm | L mm | Version | Part Number |
|--|--------------|--------|------|---------|-------------|
|  <p>with Inner Cone</p> | G 1/8        |        | 25   | Brass   | WI10        |
|  | G 1/4        |        | 29   | Brass   | WI13        |
|  | G 3/8        |        | 35   | Brass   | WI17        |
|  | G 1/2        |        | 40   | Brass   | WI21        |



## Female Y

|  | Connection A       | HEX mm | L mm | Version | Part Number |
|--|--------------------|--------|------|---------|-------------|
| <br>2x Female Thread<br>1x Male Thread con. | R 1/4 o., G 1/4 i. | 17     |      | Brass   | YA13        |
|  | R 3/8 o., G 3/8 i. | 20     |      | Brass   | YA17        |
|  | R 1/2 o., G 1/2 i. | 25     |      | Brass   | YA21        |
| <br>3x Female Thread                        | G 1/4              | 17     |      | Brass   | YI13        |
|  | G 3/8              | 20     |      | Brass   | YI17        |
|  | G 1/2              | 25     |      | Brass   | YI21        |


## 2 Way Manifold

|  | Connection A | HEX mm | L mm | Version | Part Number |
|--|--------------|--------|------|---------|-------------|
|                                    | G 3/8 i.     |        | 47   | Brass   | ZO17        |
|  | G 1/2 i.     |        | 55   | Brass   | ZO21        |
| <br>with Couplings<br>Series 26KA | G 3/8 i.     |        |      | Brass   | ZM17I       |
|  | G 1/2 i.     |        |      | Brass   | ZM21I       |


## 3 Way Manifold

|  | Connection A | HEX mm | L mm | Version | Part Number |
|--|--------------|--------|------|---------|-------------|
|                                   | G 3/8 i.     |        | 61   | Brass   | DO17        |
|  | G 1/2 i.     |        | 67   | Brass   | DO21        |
| <br>with Couplings<br>Series 26KA | G 3/8 i.     |        |      | Brass   | DM17I       |
|  | G 1/2 i.     |        |      | Brass   | DM21I       |
|  |              |        |      |         |             |


## Manifold

|  | Connection A | HEX mm | L mm | Version         | Part Number |
|--|--------------|--------|------|-----------------|-------------|
|  | G 3/8 i.     |        |      | Aluminium elox. | WD17        |
|  | G 1/2 i.     |        |      | Aluminium elox. | WD21        |
|  |              |        |      |                 |             |


## Pressure Reducing Valve

|   | Connection A        | HEX mm | L mm | max. Supply Pressure | Const. Supply Pressure | Version | Part Number |
|---|---------------------|--------|------|----------------------|------------------------|---------|-------------|
|  | G 1/4 i. x G 1/4 o. | 17     | 34   | 15 bar               | 3,0 bar                | Brass   | DRV13/30    |
|   | G 1/4 i. x G 1/4 o. | 17     | 34   | 15 bar               | 4,0 bar                | Brass   | DRV13/40    |
|   | G 1/4 i. x G 1/4 o. | 17     | 34   | 15 bar               | 5,0 bar                | Brass   | DRV13/50    |
|   | G 1/4 i. x G 1/4 o. | 17     | 34   | 15 bar               | 6,0 bar                | Brass   | DRV13/60    |

## Swivel Joint

|  | Connection A        | HEX mm | L mm | Version              | Part Number |
|--|---------------------|--------|------|----------------------|-------------|
| <br>swiveling | G 1/4 i. x G 1/4 o. | 17     | 52   | Steel, nickel plated | FA13A13ISPN |
|  | G 3/8 i. x G 3/8 o. | 21     | 58   | Steel, nickel plated | FA17A17ISPN |
|  |                     |        |      |                      |             |


# Dust Protection

|   | Version      | Material    | Flame Resistance | Temperature Range | Color | Part Number |
|---|--------------|-------------|------------------|-------------------|-------|-------------|
|  | universal    | Thermo Flex | UL-VO            | -25 up to 120°C   | blue  | SK12S       |
|   | universal    | Euro Flex   | UL-VO            | -25 up to 120°C   | red   | SK16S       |
|   | universal    | Thermo Flex | UL-VO            | -25 up to 120°C   | blue  | SK23S       |
|   | universal    | Thermo Flex | UL-VO            | -25 up to 120°C   | blue  | SK27S       |
|   | for Coupling | PVC         |                  |                   | red   | 1315-QC     |
|   | for Coupling | PVC         |                  |                   | red   | 2315-QC     |
|   | for Coupling | PVC         |                  |                   | blue  | 10026       |
|   | for Plug     | PVC         |                  |                   | red   | 1325-QC     |
|   | for Plug     | PVC         |                  |                   | red   | 125-QC      |
|   | for Plug     | PVC         |                  |                   | red   | 5026-QC     |




# Blow-Guns

## AJ13-Set in Display Box

|   | Connection          | Extension Tube | Part Number |
|---|---------------------|----------------|-------------|
|  | Female Thread G 1/4 | 6 mm bent      | AJ13/06SET  |
|   | Female Thread G 1/4 | 8 mm bent      | AJ13/08SET  |
|   |                     |                |             |
|   |                     |                |             |
|   |                     |                |             |


10x AJ13 in display box

## AK13-Set in Display Box





|  | Connection          | Extension Tube | Part Number |
|--|---------------------|----------------|-------------|
|  | Female Thread G 1/4 |                | AK13SET     |
|  |                     |                |             |
|  |                     |                |             |
|  |                     |                |             |
|  |                     |                |             |

10x AK13 in display box


## Blow-Guns

|  | Connection          | Extension Tube | Part Number |
|--|---------------------|----------------|-------------|
|  <p>made of aluminium,<br/>with standard nozzle</p> | Female Thread G 1/4 |                | AA13        |
|  | Hose Barb 6 mm      |                | AA06TF      |
|  | Hose Barb 9 mm      |                | AA09TF      |
|  | Plug Series 26      |                | AA26SF      |
|  |                     |                |             |

## Blow-Guns






|  | Connection          | Extension Tube | Part Number |
|--|---------------------|----------------|-------------|
|  <p>made of aluminium,<br/>with safety nozzle</p>         | Female Thread G 1/4 |                | AS13        |
|  | Hose Barb 6 mm      |                | AS06TF      |
|  | Hose Barb 9 mm      |                | AS09TF      |
|  | Plug Series 21      |                | AS21SF      |
|  | Plug Series 26      |                | AS26SF      |
|  <p>made of aluminium,<br/>with sintered metal insert</p> | Female Thread G 1/4 |                | AR13        |
|  |                     |                |             |
|  |                     |                |             |
|  |                     |                |             |
|  |                     |                |             |
|  <p>made of aluminium,<br/>with extension tube</p>       | Female Thread G 1/4 |                | AV13        |
|  | Hose Barb 6 mm      |                | AV06TF      |
|  | Hose Barb 9 mm      |                | AV09TF      |
|  | Plug Series 21      |                | AV21SF      |
|  | Plug Series 26      |                | AV26SF      |
|  <p>made of aluminium,<br/>with Venturi nozzle</p>      | Female Thread G 1/4 |                | AT13        |
|  | Hose Barb 6 mm      |                | AT06TF      |
|  | Hose Barb 9 mm      |                | AT09TF      |
|  | Plug Series 21      |                | AT21SF      |
|  | Plug Series 26      |                | AT26SF      |

## Blow tap





|   | Connection              | Extension Tube | Part Number |
|---|-------------------------|----------------|-------------|
|  <p>made of aluminium, lever<br/>operated with safety nozzle</p> | Female Thread 1/4" NPSF |                | ASG-1       |
|   |                         |                |             |
|   |                         |                |             |




# Blow-Guns

|   | Connection          | Extension Tube | Part Number |
|---|---------------------|----------------|-------------|
|  <p>made of impact resistant plastic, with fixed standard nozzle, impossible to replace</p>  | Female Thread G 1/4 |                | AN13        |
|   | Hose Barb 6 mm      |                | AN06TF      |
|   | Hose Barb 9 mm      |                | AN09TF      |
|   | Plug Series 21      |                | AN21SF      |
|   | Plug Series 26      |                | AN26SF      |
|  <p>made of impact resistant plastic, with fixed safety nozzle, impossible to replace</p>  | Female Thread G 1/4 |                | AL13        |
|   | Hose Barb 6 mm      |                | AL06TF      |
|   | Hose Barb 9 mm      |                | AL09TF      |
|   | Plug Series 21      |                | AL21SF      |
|   | Plug Series 26      |                | AL26SF      |
|  <p>made of impact resistant plastic with sintered metal insert</p>   | Female Thread G 1/4 |                | AF13        |
|   |                     |                |             |
|   |                     |                |             |
|   |                     |                |             |
|   |                     |                |             |
|  <p>made of impact resistant plastic with aluminium extension tube fixed nozzle, impossible to replace</p>   | Female Thread G 1/4 |                | AK13        |
|   | Hose Barb 6 mm      |                | AK06TF      |
|   | Hose Barb 9 mm      |                | AK09TF      |
|   | Plug Series 21      |                | AK21SF      |
|   | Plug Series 26      |                | AK26SF      |
|  <p>made of impact resistant plastic<br/>extension tube brass nickel plated with a star tip nozzle<br/>- meets OSHA standards<br/>- light weight<br/>- rugged extension tube</p> | Female Thread G 1/4 |                | AZ13        |
|   | Plug Series 26      |                | AZ26SF      |
|   |                     |                |             |


# Blow-Guns

|   | Connection          | Extension Tube       | Part Number |
|---|---------------------|----------------------|-------------|
|  <p>made of impact resistant plastic, extension tube<br/>brass nickel plated<br/>- rugged extension tube</p> | Female Thread G 1/4 |                      | AC13        |
|   | Hose Barb 6 mm      |                      | AC06TF      |
|   | Hose Barb 9 mm      |                      | AC09TF      |
|   | Plug Series 21      |                      | AC21SF      |
|   | Plug Series 26      |                      | AC26SF      |
|  <p>made of impact resistant plastic,<br/>with Venturi nozzle</p>  | Female Thread G 1/4 |                      | AX13        |
|   |                     |                      |             |
|   |                     |                      |             |
|   |                     |                      |             |
|  <p>made of impact resistant plastic,<br/>with female thread M 12 x 1,25<br/>(without nozzle)</p>           | Female Thread G 1/4 |                      | AM13        |
|   |                     |                      |             |
|   |                     |                      |             |
|   |                     |                      |             |
|  <p>made of red impact resistant plastic, with aluminium extension tube</p>                                | Female Thread G 1/4 | 6 mm bent            | AJ13/06B    |
|   | Female Thread G 1/4 | 8 mm straight        | AJ13/08     |
|   | Female Thread G 1/4 | 8 mm bent            | AJ13/08B    |
|   | Female Thread G 1/4 | 8 x 300 mm straight  | AJ13-300    |
|   | Female Thread G 1/4 | 8 x 500 mm straight  | AJ13-500    |
|   | Female Thread G 1/4 | 8 x 1000 mm straight | AJ13-1000   |


## Standard Nozzle

|  | Connection  | Extension Tube | Part Number |
|--|-------------|----------------|-------------|
|  <p>for blow-gun made of aluminium</p> <p>Collimated air jet, ideal for blowing out blind holes and work pieces</p> | M 12 x 1,25 |                | KD12        |
|  |             |                |             |
|  |             |                |             |
|  |             |                |             |


## Safety Nozzle

|  | Connection  | Extension Tube | Part Number |
|--|-------------|----------------|-------------|
|  <p>for blow-gun made of aluminium</p> <p>With center bore and lateral annular gap. In blowing operation a protection shield against kicking chips is formed, and noise level is clearly reduced. When the center bore is held locked, air escapes through the annular gap.</p> | M 12 x 1,25 |                | SD12        |
|  |             |                |             |
|  |             |                |             |
|  |             |                |             |


## Extension Tube, 150 mm long

|  | Connection  | Extension Tube | Part Number |
|--|-------------|----------------|-------------|
|  <p>for blow-gun made of aluminium</p> <p>For blowing-out deep holes and blind spots.</p> | M 12 x 1,25 |                | VR12        |
|  |             |                |             |
|  |             |                |             |
|  |             |                |             |


## Venturi-Nozzle

|  | Connection  | Extension Tube | Part Number |
|--|-------------|----------------|-------------|
|  <p>Energy saving as 2/3 of environmental air is aspirated due to the Venturi principle. Wide blow-out effect due to high nozzle performance. When the center bore is held locked, air escapes through the lateral holes.</p> | M 12 x 1,25 |                | AT12        |
|  |             |                |             |
|  |             |                |             |
|  |             |                |             |
|  |             |                |             |

## Nozzle with sintered metal insert

|  | Connection  | Extension Tube | Part Number |
|--|-------------|----------------|-------------|
|  <p>Low noise level (63-73 dB(A)), thus extremely good blowing effectivity (up to 380 l/min.)</p> | M 12 x 1,25 |                | AR12        |
|  |             |                |             |
|  |             |                |             |
|  |             |                |             |
|  |             |                |             |

## Blow-Gun Set

|  | Version  | Extension Tube | Part Number |
|--|--|----------------|-------------|
|  <p>including</p> <ul style="list-style-type: none"> <li>- Blow-Gun</li> <li>- Hose 6 x 8 mm, length 2,5 m</li> <li>- Couplings and plugs series 26 (DN 7,2)</li> </ul> | with Blow-Gun made of aluminium                      |                | SE26A       |
|  | with Blow-Gun made of impact resistant thermoplastic |                | SE26K       |
|  |  |                |             |
|  |  |                |             |
|  |  |                |             |